



Special Attention Cards and What They Mean

University of Kentucky
Division of Laboratory Animal Resources

- From time to time, the DLAR staff uses a variety of “Special Cards” to assist in making our staff and the investigators aware of certain conditions pertaining to the day to day observations of the animals in our care. These “flagged” cages alert us to special circumstances or situations that may require closer observations. We use these cards in order to provide the best most humane care available to our animals and in support of our investigators research efforts by closely monitoring conditions that could effect the animals and the study.
- There are a variety of reason why these cards may appear, so if you have additional questions, please do not hesitate to contact a member of the DLAR staff or our supervisors.
- Here are some examples of the types of cards that you may see on your cages.

Who Puts On The Cards?

- In the majority of cases, the DLAR staff will be placing the Special Cards on the cages, however, there are some cards that the investigators will be “flagging” as well for the DLAR staff to be alerted to a condition within the cage involving the animals. These might be...
 - **Seizures** – if you discover an animal that has seizures you may want to flag the cage
 - **Diabetic** – if your study involves creating diabetic animals
 - **Date of Birth and Newly Weaned Litter** – the date of birth on the card assists the technician in knowing the litter should not be disturbed and the date weaned on the weaning card helps them to keep track of normal development
 - **Tumors** – This alerts the DLAR staff to assist in monitoring the growth of the tumors

Cards The Investigator Places on the Cages

- These cards are extremely important the health and well-being of the animals as they alert the staff to closely monitor the animals in the flagged for potential health issues relating to their recovery.
 - Post-Op Recovery Cards
 - Surgery Record Cards

The Shipment Acclimation Card

- This card is displayed on the cage when the animal first arrives and is removed after the initial acclimation period has expired, generally 4-7 days depending on the species.

Shipment Acclimation

Animals require a period of acclimation to properly recover from the stress of shipment. These animals may **NOT** be used **EXCEPT** for anatomy studies, tissue harvesting for cell cultures or by DLAR veterinarian approval. This notice will be removed after 3PM on Friday afternoon.

The Room Sentinel Card

- The Room Sentinel card is displayed on the cage of an animal that will serve to monitor the health of the animals in the room. These cages are placed by DLAR in a specific location and should NOT be relocated, discarded or used by investigators.

Room Sentinel

The animal in this cage is part of the Quality Assurance/ Disease Exposure Monitoring Program. They are tested periodically for contagious diseases including those of viral, bacterial, and parasitological origin. Please do not disturb!

Temporary Cage Card

- Temporary Cage Cards are used in place of the regular cage cards while the additional cage card requests are being processed.

Temporary Cage Card	
Protocol: _____	Vendor: _____
Account: _____	Received: _____
PI: _____	Split from barcode: _____
Strain: _____	Date placed: _____
Age: _____	Card ordered: Y _____ N _____
Weight: _____	Tech initials: _____

Investigator Attention

- The Investigator Attention card is placed on a cage due to several conditions within the cage itself. The cage may be overcrowded, have litters to be weaned, or more than one litter in the cage, have an improper cage card or staple removal may be overdue

Investigator Attention

Date:

Reason: (check one)

Overcrowding

Improper Cage Card

Staple Removal

Overdue

Medical Case

- The Medical Case card is used to identify any animal (s) within the cage with a condition that needs attention. These cards should only be removed by the veterinarian, the DLAR animal health technician or when the condition is resolved. **This card does not mean that the animals must be euthanatized**, only that it requires medical attention. If the condition is severe, then humane euthanasia may be indicated.

Medical Case

Date / /

One or more of these animals has been reported as exhibiting symptoms out of the range considered “normal.” DLAR technicians and veterinarians are monitoring the health of the animal (s). The PI may still use the animal (s) for research unless contacted by a member of the veterinary staff. Only a member of the veterinary staff should remove this card unless the animal is euthanatized.

Medical Case card continued

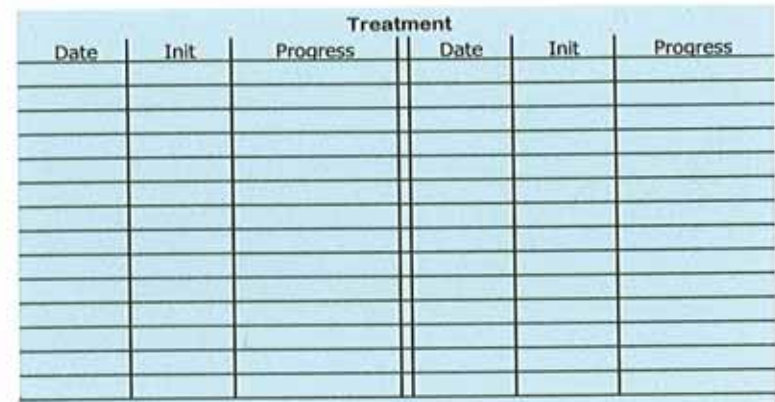
- There are two additional cards that go with the Medical Case card. One is the **yellow** index card used for observation of the condition, and the other is the **blue** Treatment card. Both of these cards are placed behind the original cage card

- Yellow Index card



A yellow index card with 10 horizontal lines, used for observation of the condition.

- Blue Treatment card



Treatment					
Date	Init	Progress	Date	Init	Progress

A blue treatment card with a table structure for recording treatment progress. The table has 6 columns: Date, Init, Progress, Date, Init, Progress. The table is currently empty.

Caretaker Status

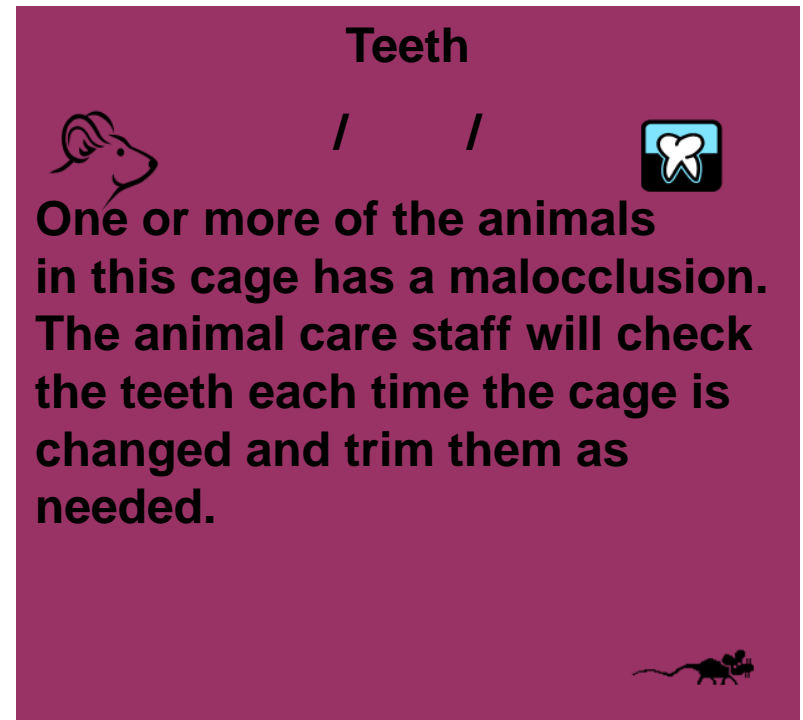
- This card is placed on a cage when the animals have been temporarily placed into DLARs care and use by investigators is not allowed.

CARETAKER STATUS

These animals have been placed into caretaker status. Any research use of them will be in violation of federal regulations.

Teeth

- This card is used to alert the technicians to animals with malocclusion that need to have the growth of their teeth monitored closely and clipped when needed. There is a second card behind the cage card that indicated when the teeth were last clipped.



Second “Teeth” card

- This card is used to record the frequency of teeth clipping for the animal(s) involved. Dates are recorded on the back of the card.

Teeth Trimming Info Card. Please return to vet staff when animal is gone.

Date:	Rm#:
PI:	Protocol#
Animal #:	
Species:	
Strain:	
Other info:	

Watch For Dehydration

- The Watch for Dehydration card is used to alert technicians and those working with the animals in this cage to signs of dehydration due to conditions that may be preventing normally hydration

Watch for Dehydration

The animals in this cage may be prone to dehydration. Please monitor them closely. Signs of dehydration include but are not limited to: rough hair coat, lethargy, weight loss and a “sunken appearance”.

Who Puts On The Cards?

- In the majority of cases, the DLAR staff will be placing the Special Cards on the cages, however, there are some cards that the investigators will be “flagging” as well for the DLAR staff to be alerted to a condition within the cage involving the animals. These might be...
 - **Seizures** – if you discover an animal that has seizures you may want to flag the cage
 - **Diabetic** – if your study involves creating diabetic animals
 - **Date of Birth and Newly Weaned Litter** – the date of birth on the card assists the technician in knowing the litter should not be disturbed and the date weaned on the weaning card helps them to keep track of normal development
 - **Tumors** – This alerts the DLAR staff to assist in monitoring the growth of the tumors

Seizures

- This card alerts the animal care staff that one or more animals in the card may have seizures when stressed and care must be taken when handling to attempt to keep stress to a minimum.

Seizures

Please handle this cage gently. One or more of the animals within has seizures when stressed. Stress may include but is not limited to such things as loud noises or handling of the cage or animal.

Diabetic Card

- The Diabetic Cage Card is used to identify cages that have animals in them that will consume larger than normal amounts of food and water, require additional monitoring for health issues, and will have to be changed more often

DIABETIC

Change Boxes:
(Check one)

_____ Daily

_____ Every other day

Date of Birth

- This card is used to record the date of birth for a litter and should remain in place until the litter is weaned.

Date of Birth

/ /

The purpose of this card is to help determine the age of the litter in this cage. This card should not be removed until the litter is weaned.

Other Side of Date of Birth Card

- The other side of the date of birth card indicates that the litter has just been weaned and should be observed carefully to ensure the young are eating and drinking on their own

Newly Weaned Litter

/ /

The purpose of this card is to track newly weaned litters. This card will be removed by DLAR when the litter is 1 week post weaning.

Tumors

- The use of the Tumor card is an indication that the animals in the cage have been injected with tumor cells and the appearance of tumors is expected. It also serves as a reminder to the staff and the animal health technician to monitor the growth of the tumors and alert the investigator when the tumor burden has reached its limits.

Tumors

Date / /

The animals in this cage are expected to have tumors due to the research being done. Please report any tumor that is excessive in size, is ulcerated, is impeding movement or if the animal is lethargic or weight loss is seen or if the respiration seems abnormal.



Cards The Investigator Places on the Cages

- These cards are extremely important the health and well-being of the animals as they alert the staff to closely monitor the animals in the flagged for potential health issues relating to their recovery.
 - Post-Op Recovery Cards
 - Surgery Record Cards

Post-Op Recovery

- The Post-Op Recovery card serves a dual purpose. It alerts the technician that the animals require close monitoring and allows for recognition of possible complications or observed conditions that may be due to the surgical procedure. ***It should be noted that external suture such as stainless steel wire or staples should be removed after 10-14 days as mandated by the IACUC.**

Post-Op Recovery

Date of Surgery

/ /

The animal (s) in this cage have had anesthesia/surgery on the date shown above. Monitor closely for signs of pain, illness or distress and report to the veterinary care staff if noted.


This card may be removed 4 days after the date shown above.



PLEASE NOTE: There is a second card that must be completed

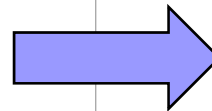
Surgery Record Card

Observation side



The investigator should place this card directly behind the regular cage card after the animal has had surgery with all pertinent information filled in. Treatments and observations should be recorded

Investigator Information side



Surgery

UK DLAR Surgery Record

Date/Time	Surgical Site OK?	Alert Responsive?	Drugs Administered	Comments	Initials
	Y N	Y N			
	Y N	Y N			
	Y N	Y N			
	Y N	Y N			
	Y N	Y N			
	Y N	Y N			
	Y N	Y N			

Additional Notes: _____

** Please report to veterinarian if uncontrolled pain or surgical complications suspected **

UK DLAR Surgery Record

Protocol _____ Date _____

Cage Card # _____ Weight _____

Procedure _____

Time of Completion _____

Surgeon _____

Anesthetic _____

Time of Analgesic _____

Wound Closure Removal Date _____

Emergency Contact and Phone _____

Surgery

Who Do I Contact If I Have Questions?

- For Medical Issues, you can contact anyone in our Veterinary Health Unit 859-323-5885
- For Investigator Attention and questions concerning breeding and weaning, you can contact our DLAR supervisors or our Breeding Colony Coordinator
- For general questions on obtaining additional cage cards contact our main office 859-323-5885
- For a complete list of contact numbers, please refer to our General Information page on our DLAR website <http://www.research.uky.edu/dlar/GeneralInformation.htm>